


USC SHUTTLE DROPOFF/PICKUP LOCATION @ UNION STATION DURING PATSAOURAS PLAZA RENOVATION

MONDAY, JULY 11TH – MONDAY, OCTOBER 10TH

During the renovation period defined above, Patsaouras Plaza at Union Station, where USC shuttles normally dropoff and pickup, will be unavailable. We apologize for the inconvenience.

Union Station has provided us with an alternate location for our shuttles to drop off and pick up passengers; please note **it is NOT in the same place** as during the previous closure of Patsaouras Plaza. A detailed description of how to get to the temporary location (including pictures) appears below. It is an approximately 5-7 minute walk, please plan accordingly.

1. From Patsaouras Plaza, head inside and down the escalator or stairs to the tunnel level.



2. Once on the tunnel level, head west down the tunnel that runs under the train tracks. Go all the way to the other end.



3. At the west end of the tunnel, turn left around the far side of the “TRIMANA” market.

(NOTE 1: If entering Union Station from the west entrance, turn right just before you reach “TRIMANA”)

(NOTE 2: Yes, we’re using the same picture as last year, when this was a Famima! convenience store. It’s a TRIMANA now.)



4. Walk past the Amtrak ticket booths on the left-hand side, to the end of that short hallway. Then make a right through either one of these two doors, to the right of the Budget Rent-a-Car counter.



5. Once through those doors, walk through this door on your left, and out into the courtyard. Once you step outside, immediately turn left...




6. ...and go up this ramp and the eight or nine stairs at the top of the ramp. (The ramp does continue around past the stairs if you need it.)



7. When you get to the top of the stairs and reach this open area, face to your left...




8. ...and continue walking in the same direction as the stairs, towards the street in front of you. Make a left at the street.



9. You're nearly there! Continue on the short sidewalk until it ends, and use the crosswalk to cross the street to the other side.



10. Once across the street, turn left and go about sixty feet, then stop. This parking strip, once cleared of vehicles, is where USC buses and other buses will be picking up/dropping off passengers for the next three months. Our assigned berth is #3, which is the area indicated in blue (the first loading area you'll come to after crossing the street).



Here's a satellite view of the whole route, with corresponding areas/steps numbered:

